



May 2017, Houston Area Live Steamers, Volume 2017 Issue 05, Rick White, Editor

Table of Contents	
Page	Description
2	Presidential Siding – Bill Smith
3	2017 HALS Events
4	Facebook
5	Public Run Day, May 20, Rick White
7	Climax A in Gauge 1, Ed Hume
8	HALS “Street View” on Google, Spence Gaskin
11	Concrete Pour, May 24, Gary Brothers, JB Cason, and Spence Gaskin
13	Memorial Day Meet 2017 vs 2016, Spence Gaskin

17	Memorial Day Weekend Meet, Gary Brothers
19	Memorial Day Weekend Meet, Spence Gaskin
23	Memorial Day Weekend Meet, Rick White
29	The Beast at the Meet, Spence Gaskin
35	Air Brakes, Doug Blodgett
37	WP Engineer’s Car, JB Cason
39	Amazon Smile / Kroger Community Awards
40	HALS Board of Directors 2017
40	Editor’s Comments
41	For Sale

The Presidential Siding

May 2017

Hello all,

The recently held HALS Memorial Day Meet was blessed with absolutely perfect weather again this year. I don't know how he does it, but, Meet Coordinator Gary Brothers facilitated another excellent meet with Dennis Cranston arranging the meals. It was well attended with more than a few Steamers running.

No major issues encountered and lots of action on the track. A big "Thank You" to Gary for facilitating and to everyone else who assisted. Be sure to check the various Facebook pages for the multitudes of photos that were taken and have been posted. Thanks to those that provided pictures.

We had some good progress on the New Car Barn this month. Thanks to Dennis Cranston who coordinated the procurement and laying of the concrete floor which was professionally done.. A delivery of steel was also made during the month which is enabling the work on the Car Racks which is being led by Rick White, with assistance from Bill Howe and JB Cason.

The permitting process is making progress. Slower than we would like, but still moving

forward. We had a professional survey done, which allowed us to make significant progress on the overall Site Plan which is nearing completion.

We had another successful Public Run Day this month as well. Even though the weather was marginal, we managed to provide rides to just over 1,100 people and managed to avoid the rain.

We are moving into the summer months which will hopefully bring us good weather for running trains. Be sure to take advantage of the good weather and come out and run.

Thank You for your continued support and I really hope that more and more of you can come out and enjoy what HALS has to offer.

Hope to see you on the rails!

Bill Smith

President, Houston Area Live Steamers, Inc.
Home of the Cypress Creek & Southern Railroad

HALS Events 2017

All events at Zube Park

January 7: Work Day and General Membership Meeting at 1 PM
January 21: Work Day
January 23: Board Meeting 7PM
January 28: OPS Day

February 4: Work Day and General Membership Meeting at 1 PM
February 18: HALS at Greater Houston Train Show
February 20: Board Meeting at 7 PM
February 23-25: Chugga Chugga Chili Fest (Bob Barnett)

March 4: Work Day and General Membership Meeting at 1 PM
March 11: Work Day, prepare for public run day.
March 18: Public Run Day 9 AM to 2 PM
March 25: OPS Day
March 27: Board Meeting at 7 PM

April 1: Work Day and General Membership Meeting at 1 PM
April 8: Fun Run Day
April 15: Public Run Day 9 AM to 2 PM
April 24: Board Meeting at 7 PM

May 13: Work Day and General Membership Meeting at 1 PM
May 20: Public Run Day 9 AM to 1 PM
May 22: Board Meeting at 7 PM
May 24-28: Memorial Day Weekend Meet (Gary Brothers)

June 3: Work Day and General Membership Meeting at 1 PM
June 10: Fun Run Day
June 17: Public Run Day 9 AM to 1 PM
June 26: Board Meeting at 7 PM

July 8: Work Day and General Membership Meeting at 1 PM
July 15: Public Run Day 9 AM to 1 PM
July 24: Board Meeting at 7 PM

August 5: Work Day and General Membership Meeting at 1 PM
August 19: Public Run Day 9 AM to 1 PM
August 28: Board Meeting at 7 PM

September 9: Work Day and General Membership Meeting at 1 PM
September 16: Public Run Day 9 to 1
September 25: Board Meeting at 7 PM
September 30: OPS Day

October 7: Work Day and General Membership Meeting at 1 PM
October 14: Fun Run Day
October 21: Public Run Day 9 to 2
October 23: Board Meeting at 7 PM
October 28: OPS Day

November 4: Work Day and General Membership Meeting at 1 PM
November 9 – 12: SWLS Meet and HALS Anniversary Meet
November 18: Public Run Day 9 to 2 with Toys for Tots.
November 27: Board Meeting at 7 PM at Zube Park

December 2: Work Day and General Membership Meeting at 1 PM
December 11: Board Meeting at 7 PM at Zube Park

February 17, 2018, Greater Houston Train Show
February 22-24, 2018: Chugga Chugga Chili Fest

Public Facebook pages

<https://www.facebook.com/HALS.ORG>

No Login required

Greg Moore is in charge of this Facebook page.

E-mail is bubbadawg@gmail.com

Facebook Group:

Houston Area Live Steamers

<https://www.facebook.com/groups/1424915724430631>

Facebook login required

This is where you can post your photos.

Tomas Sandoval is in charge of this group and he approves membership requests.

E-mail is tomas_sandoval@hotmail.com

Many non-HALS members belong and you can share photos from here to your timeline for your friends to see. Photos from the track and your train related projects are normally posted here.

Public Run Day, May 20

Rick White

We started early with concessions setting up and trains set up. All was ready about 10 minutes before our 9 AM start time. Jb Cason just took delivery of his Western Pacific F7A and F7B and used them to pull the public. All 8 axles powered (battery powered) and the set pulled well. Geared low and running flat out about 4.5 to 5.0 mph depending on the grade. JB Cason asked me to be his conductor, so I was all day, not giving me a chance to take photos. JB and I were running about 10 minutes before 9 and the crowds built up until noon. Five trains running passengers with Doug Blodgett running a photo freight with his Mikado. Pete Greene ran his Mikado in passenger service.

Many many loco changes today. Must have had 8+ different locos pulling trains as locos had issues during the day. Robert Briggs took his steamer home to work on. Got to remember to save his space. David James has added radio control to his loco. He took his loco back home to make more adjustments. Rich Businger used his Tex Mex loco for a short time, but the batteries wanted to drain down quickly. I used my engineer's car as a conductor's car so that I did not have to ride a sully



Donna Greene, Elizabeth Alexander, and Case Alexander setting up concessions.



Dennis Cranston, Randy Neville, and Greg Moore. Locos are MKT 1551 (Bill Smith), SP-202 (HALS), and WP 921 (JB Cason).

one truck conductor's car. Much more comfortable. Gary Brothers was on stand by, then pressed into service, then pressed back into service.

UP 9449 started the day, but was out of service a short time with a problem with the choke, which was fixed. Then UP 9449 came back in service. Just one of those days, but, JB's new F7A and F7B ran well all day!



Marge Leventon setting up concessions.



Case Alexander, Donna Greene, and Marge Leventon setting up concessions.



JB Cason's first run of the day and first time using his Western Pacific F7A and F7B to pull the public. One car was empty because this is before 9 AM.

Climax A in Gauge 1 Ed Hume



Ed Hume's book, "A Climax Class A Live Steam Locomotive", is newly available for online ordering at <http://www.createspace.com/7097131> or from Amazon.com (use the link below or just search for Hume Climax A). A download website for the computer files that accompany the book is at

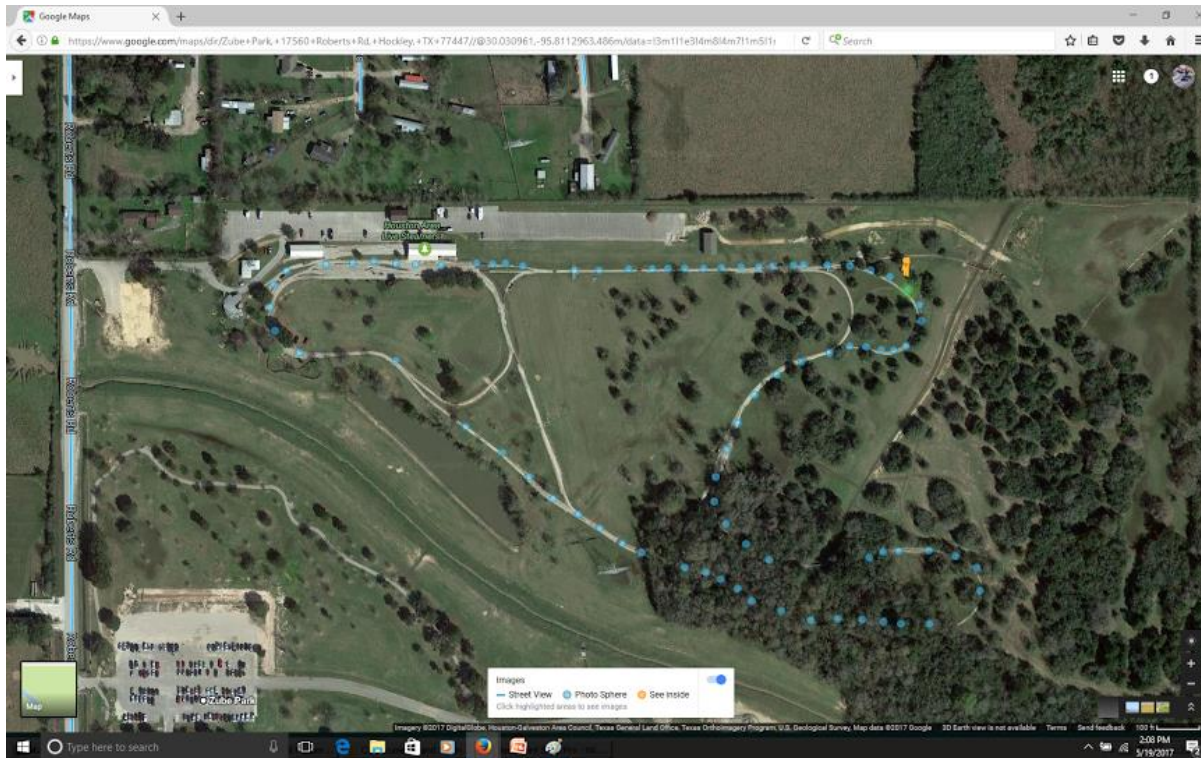
<http://Model-Shop.net>. A .zip archive is available which contains DXF drawing files and G-code program files to help builders use CNC machine tools to fabricate selected parts of the locomotive model. See the [Catalog](#) page on the Model-Shop.net site for more information on the book.



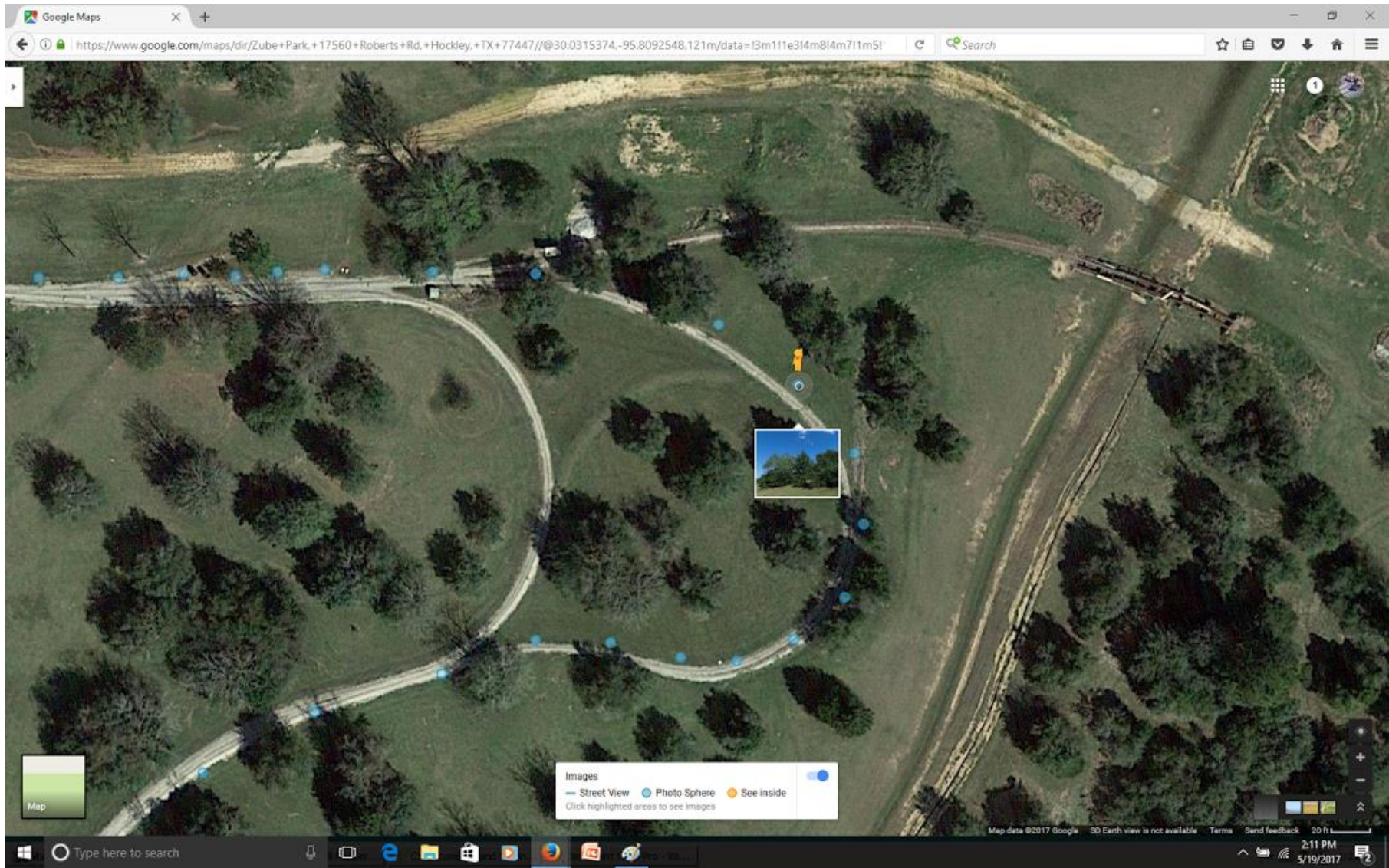
Amazon link: https://www.amazon.com/Climax-Class-Steam-Locomotive-Model/dp/1545404895/ref=sr_1_1?s=books&ie=UTF8&qid=1494506764&sr=1-1&keywords=Hume+Climax+A

HALS “Street View” on Google Spence Gaskin

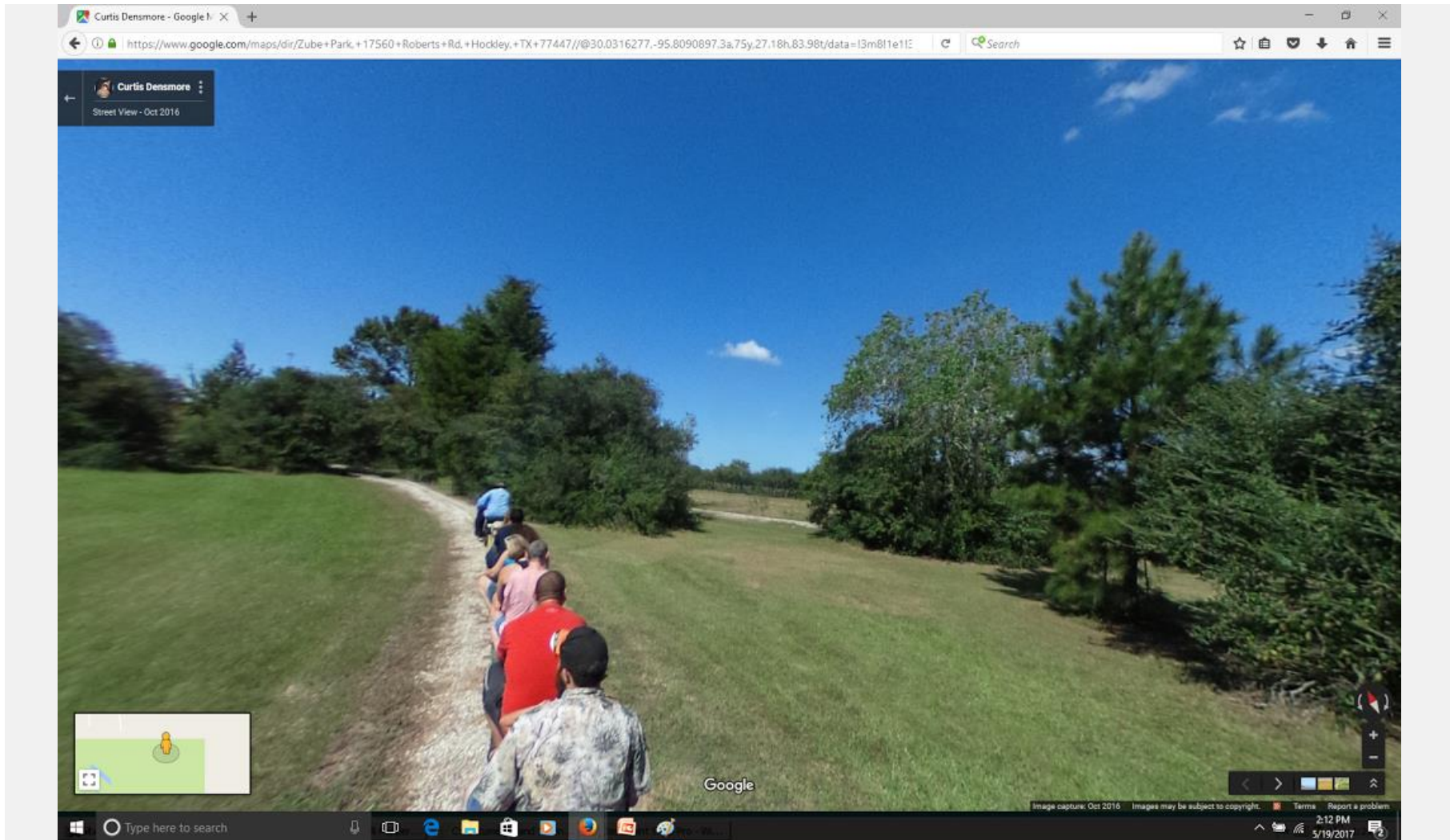
I was using Google Maps today (5-19-2017) to try and determine how long our longest straight track was (Looks like 1,162 feet if you run straight through the yard) and noticed something on the site. This may be old news, but last year a public rider took some 360 degree pictures while riding around, effectively giving us a virtual view of the public run day route. He appears to have ridden behind Pete & his Mikado, with Randy as the Conductor in (or uploaded during) October 2016.



If you find Zube park on Google's satellite view, select the yellow stick figure. Drag him onto the map, that is when a bunch of blue dots will appear along the track. Each dot is a 360 degree photo location taken by Curtis Densmore. Note little yellow stick figure drug with cursor over to Anderson Loop.



I had to zoom in a bit on the track in order to easily select a circle by lining up the little yellow guy with a dot until the square "preview" came up



Once inside the track "street view" you can rotate the camera around, and move forward and back along the track like you were using Google maps on a street.

Anyway, I thought this was fun & I had not seen it before, so thought I would share. Hope to be able to attend the run day tomorrow (5-20-2017).in better than screen shot form.

Concrete Pour May 24, 2017

Dennis Cranston arranged for a construction company to install a concrete floor in the new car barn. The ground leveling, forms, and re-bar completed. Then the concrete was poured. Photos are from Gary Brothers, JB Cason, and Spence Gaskin.



Forms in place. GTB



Forms in place. GTB



Leveling the front right. GTB



Pouring the back left. GTB



Smoothing the back right. JBC



Pouring the steps, a bonus! JBC



Smoothing the front right. JBC



Pulling concrete to left rear corner.
GTB



The steps are complete. GTB



The Floor is in. 3 photos by
Spence Gaskin



Memorial Day Meet 2017 vs 2016 by Spence Gaskin

2017

2016



2017



2016



2017



2016



2016



2017 the yard is much more lively below



The sign below summarizes 2016's meet



Memorial Day Meet 2017 Photos by Gary Brothers



Bill Noyer - Wednesday



Clyde Brown - Wednesday



Rolland Boutwell on the steamer, Bill Noyer, and JB Cason fixing the track at Sweetwater. Thursday



Pete Greene fixing track at Sweetwater - Thursday



Caleb Roberts and Rolland Boutwell. Thursday



Caleb Roberts, Rolland Broutwell, and JB Cason, who is fixing the track at Sweetwater. Thursday



JB Cason - Thursday



Out early to beat the wind that blows over their cars. Saturday 7 AM



Doug Gillory loco with riding car and tool car. Saturday

Memorial Day Weekend Meet: May 25-28 Spence Gaskin



My train as it ran most of the weekend. Caboose added later for night running. Only car with issues is the long gondola which needs new wheels to stay reliable on the track.



Brian & Gail Campopiano



Gary Brothers testing 5321 and its riding car, which used to derail.



Always good conversations in the steaming bays. Bill Smith and Doug Gillory



Bill Smith with Bill Howe by 13 stitches



Surgery begins on the F Units — with Larua Walter, Rich Businger, Rick White and Jb Cason. Friday



Dominic and Laura Walter working on a remote control system for gasoline powered locomotives.



Cody Crawford has steamed up and is moving to the track.



Great club with those willing to lend a helping hand! Rich's engine now has fresh batteries & ran well. Rich Businger, Bill Howe, and Bob Dobrowolski



The advantages of a remote control locomotive...sitting wherever & however you like in the train. — with Ken Rhodes and Greg Moore.



Kari Wirth and Letha Grace McCoy



"So, you got that thing running" says Greg Moore



Greg Moore



Bill & Claudia Smith



JT Bailey with John Carroll Enders.



Rich Businger sets up another member with equipment! He got me hooked on the hobby by selling me my engines. Thanks again Rich! With Bob Dobrowolski



JB Cason



George Leventon



Marge Leventon, Wayne Moore, and Greg Moore.



George Leventon on his rail bike



Rich Businger shared the throttle with several others during the weekend, smiles all around.



JT Bailey



Stephen Balkum



Gary's rehabbed locomotive looking good among the flora. Long tank car train.



Doug & Pat Gillory on the steam train, Alexander Balkum and family with the diesel.



Roy Tomlin



Gil & Virginia Freitag getting a ride on the local freight.



Dominic Walter from Ohio.



Doug & Pat Gillory with friends



Pat Darby operating Caleb Robert's train.



Kari Wirth (engineer) and Don Riddle (conductor)

Memorial Day Weekend Meet: May 25-28

Rick White

For the first time in ages, the HALS Memorial Day weekend meet was not a SWLS meet. We moved the SWLS meet to November when we have our Anniversary Meet to have cooler weather. The heat did not disappoint this weekend, getting over 90 and starting near 80 on Friday and Saturday. First arrivals were the travel trailer / RV live steamers (Gary Brothers, Clyde Brown, and Joan & Bill Noyer who just moved to Texas from California to be near their son Billy Noyer and his family). More arrived each day until Saturday when we had a full house even though the AV&W had a competing event. Meals were served Saturday at lunch and dinner thanks to Dennis Cranston. The photos with captions tell about the trains, but I missed the 1" scale steamer and a 2-6-2 on the 7.5 inch gauge. And, for those who rode few to no trains, I also missed getting your photo as I concentrated on train photos.



Gary Brothers sitting in the shade, Spence Gaskin, and Pete Greene on Thursday.



Bill and Joan Noyer's train with the battery charging. They moved to Texas earlier this year to be with their son Billy and his family. Thursday.




Throttle on HALS 5321 has been moved to where you can reach it. Great addition, thanks Gary.



JT Bailey connecting water to his boiler. Friday



Rolland Boutwell ran for a while but developed a problem and went home.



The left bearing came out of the frame and needs a keeper and a replacement. If you move the tender down the track, the left bearing cap moves when it should not. Rolland Boutwell.



Rich Businger moving the four cars that he has for sale. The flat has been sold.



Clyde Brown moving his steamer to the steaming bays. Friday



Gary Brothers put a spring back in a truck and is testing SP 202. The spring came out last Public Run Day during a derailment. Friday



Brian & Gale Campopiano



JT Bailey lost his riding car and does not know it yet. Friday



Rich Businger



JT Bailey coming to a stop to correct a switch in front of him.



Bill Howe putting his critter away, here running opposite normal traffic. Friday



Pat & Doug Gillory
Friday



Laura Walter is fixing JB Cason's sound system in his Western Pacific unit. She designed and built the sound units.



Rich Businger taking out the batteries to replace them.
Friday



Donna Greene running Greene's Mikado. Donna is looking toward Caliente on the bi-directional track.



Kari Wirth (engineer) and Pat Gillory (conductor). Saturday.



Stephen Balkum (engineer) with his mother's loco that his grandfather built.



Ken Rhodes with remote control of Rusty. Saturday



Laura Walter (electronics for these F7s) and JB Cason.



Bill Howe. Carefully looking ahead at switch points in Sweetwater.



Kari Wirth



1" scale Atlantic that Carroll Enders got running well for Tony Bertucci. Doug Gillory at the right.



Tony Bertucci picked up his 1" scale Atlantic today.



Roy Tomlin (in red) taking it easy with his own engineer.



Linda Rhodes, Gary McCoy, and Letha Grace McCoy.



Gary McCoy, Letha Grace McCoy, Gary Brothers, Carolyn Balkum, Linda Brown, and Becky Enders



Barry Tobias standing at far left. Greg Moore and his dad.



Spence Gaskin moving along behind his "Beast"



Doug Blodgett with his Mikado and freight train. Saturday.



Steve Campa with his Critter.



Bob Dobrowolski with the box cab he is purchasing from Rich Businger.



Marge Leventon (feet up), Rich Businger, and Alexander Balkum.



Greg Moore and Cody Crawford.



George Leventon showing Cody Crawford how easy the rail cycle is to run.



Cody Crawford and George Leventon.



John Carroll Enders with grandsons.



Alexander Balkum and family



Engineer Spence Gaskin with the Sandoval train.



Stephen Balkum with Pete Greene's Mikado. Riding behind Pete are Donna Greene and Steve Campa.



Engineer Spence Gaskin with the Sandoval Train.



Stephen Balkum with Pete Greene's Mikado and Donna Greene and Steve Campa.



Bill & Claudia Smith, and Claudia is without camera.



The Balkum Family



Bill & Claudia Smith



Stephen Balkum, Pete Greene, Barry Tobias, Donna Greene, and Cody Crawford.

The Beast

Memorial Day Weekend Meet: May 25-28

Spence Gaskin

What a great meet! So many good people and trains. My main project this time was getting the Beast running...it wasn't until the meet was winding down that I realized I never ran any steam this go around, even on the gauge 1 track. Being on call keeps you from getting too wound up in a commitment like steam.

Anyway, the real reason for this post is a thank you to all of those who helped get this big ol' critter running again! Rich Businger figured it was the starter solenoid, Jb Cason helped me test the old one & drove all the way home just to get me a replacement even though he wanted to help with the work on his engine. I could not have gotten it running so quickly without him. The NOS International Harvester replacement he brought was a perfect fit, and was installed quickly with JB & Peder Serkland's help and troubleshooting skills. The engine fired up surprisingly well for having sit a couple months, it derailed some, but is much better than before.

Gerald Lee also provided me the means to cut down the replacement pulleys for underneath the engine by giving me his old combination lathe/mill a few years ago. It has opened up many possibilities in the world of these trains and more. My work is rough, but without this machine I wouldn't have a way to learn at home!

The steaming bays were pretty crowded by Friday evening, and I felt guilty of taking up some prime real estate with my non-steamer. So a thanks to all those who worked around this gas-electric and never complained about tools and stray pieces left about. Thanks for all the shared tools and advice! I also owe Kari some gasoline since she helped me fuel up on the go when I was running low out at Sumrall. The Beast rolls easy...but that would have been embarrassing.

Finally, another thanks to Rich for selling me Frankie & the Beast! These old Vernon Groeschel engines are something special. Frankie is rather portable, the Beast is a bit beyond my means, so thanks for the original delivery Rich, and I am grateful it has a place to stay in the engine barn! Some days it feels like our club needs some help, but I certainly feel like I have received plenty of assistance from our members and visitors. The trains bring us together, but the people are what make up the club. Keep up the good work everyone.



They may be the steaming bays, but the elevated tracks are great for working on any equipment.



Old beat up solenoid on the left, replacement solenoid on the right may be just as old, but has lived a much easier life so far.



The first go around it made it through Anderson Loop & Phase III without derailing! It would usually derail 3+ times on each of those curves when going this direction before the wheel spacing was adjusted a few months ago. It did derail some later, but not as frequently as previously.



"The Beast" making my riding car looks small.



Above: The Beast



Right top: The old solenoid



Right bottom: the new solenoid.



New belt and pulley underneath. Pulleys are a weak link, this one has already been warped in a derailment, but still better than before.

Spence Gaskin and Peder Serkland working on the Beast. RPWhite photo



Spence Gaskin moving along behind the "Beast" RPWhite photo.

Air Brakes

Doug Blodgett

May 30, 2017

I'm working on the components for air brakes for my train and had already made a storage tank out of schedule 40 plastic pipe. However, during a meet at Brent Courtney's last year, I noticed that Phillip Bell had used an old fire extinguisher bottle for that purpose and thought it was a great idea.

While at Nick Edward's Spring meet this year, I had occasion to use the fire extinguisher I carry in my tool car to put out one of several grass fires they had during the meet. Since I had an empty extinguisher at hand, I decided to make it my new air storage tank. The problem was, I couldn't find anything with a matching thread to screw into the top of the tank, so I decided to machine an adapter.

I measured the threads and found that they were 0.97" diameter with a pitch of 12 threads/in. No problem if you can machine your own. I had some 1 1/2 inch aluminum bar stock left over from building the Mikado and machined the adapter from a piece of that. I drilled a hole all the way through, threaded the



female end with a 1/8 pipe tap and then turned the 0.97-12 threads on the male end in my lathe. On a job like this, with no specs to follow, you keep checking the fit all the time when you start getting close to the end. After a couple of fit-ups, I finally hit it right and you can see the results in the photos. That's a compression fitting screwed into the adapter.



Western Pacific Engineer's Car

JB Cason

May 30, 2017

A new engineer's car for the Western Pacific F7 locomotives. Built and painted by Titan Trains. I will add one seat and a cup holder. The panel at the front is on hinges and the remote can be stored inside.



Went out today to unload new WP engineers car and this is what I found. They are repaving the first straight section as you go in. They let me through with my trailer! Nice of them.



Help HALS get \$\$\$ while you shop!
Amazon Smile
Kroger's Community Rewards

Amazon Smile and Kroger's Community Rewards are efforts by Amazon and Kroger to support the non-profit organizations that their customers believe in. You can help HALS by using them. Instead of going to Amazon.com, go to <https://smile.amazon.com/> to do your Amazon shopping. Pick out Houston Area Live Steamers as your choice of non-profit organizations. If you shop Kroger and have a Kroger rewards card, then go to

<https://www.kroger.com/account/enrollCommunityRewardsNow> and select Houston Area Live Steamers (oops, they wrote down streamers). **You have to renew this every year for Kroger.** This does not take anything away from you – it just gives money to HALS! These programs bring in 30 dollars a month with only three members in each right now. This does not cost you more, but does contribute to HALS

Coming in the April Stack Talk

Work Day for June
Public run day of the year.
Your Project

2017 HALS Board of Directors

President	Bill Smith	
V.P. Operations	Bob Barnett	
V.P. Facilities	Spence Gaskin	
V.P. Track & Right of Way		Peder Serkland
V.P. Motive Power & Equipment		Gary Brothers
Secretary	Rick White	
Treasurer	Dennis Cranston	
Former President	Pete Greene	
V.P. Communications	Open – main duty is writing Stack Talk and taking photos for it.	
V.P. Manpower	Rich Businger	
Senior Director	Connor Witkowski	
Junior Director	JB Cason	

(NOTE: Pete Greene is continuing as the "Former President" since Bob Barnett is still on the Board.)

Editor's Comments

Rick White, Stack Talk Editor

I will step down as editor of Stack Talk at the end of 2017. **We need a Stack Talk editor for 2018.** If you think you cannot make it to the track often, but have time to contribute to HALS, you can be editor as that is done at home. Currently done with MS Word, but you can choose the software. The editor needs to be a Facebook member to snag those photos off Facebook that members post.

Someone who likes to take photos can greatly assist the editor by supplying photos regularly. If you love photography and want a place to display some of your skills, try being a Stack Talk contributor.

I can be reached and submissions may be made at the following e-mail address: Rick.White.Jr@gmail.com

HALS Mailing Address

Houston Area Live Steamers, Inc.
P.O. Box 215
Hockley, Texas 77447-0215

HALS Physical Address

Houston Area Live Steamers, Inc.
17802 Roberts Rd.
Hockley, Texas 77447-0215

To reach **all HALS members** send email to roundhouse@hals.org and roundhouse1@hals.org

To access the **HALS Public Facebook** page use the following link:

<https://www.facebook.com/HALS.ORG>

Greg Moore is in charge of this Facebook page(s). E-mail is bubbadaWG@gmail.com

NOTE: No Login required

To access the **HALS Internal Facebook** page use the following link:

<https://www.facebook.com/groups/1424915724430631>

NOTE: Facebook login required



Things for Sale

NEW: Five inch Kurt Vice \$175, which is a machine vice. Contact Barry Tobias (713) 729-2199

FOR SALE: Screws, #8, 1-1/4" long. 5,000 for \$25.00. Contact Barry Tobias (713) 729-2199

FOR SALE: 3/16" Copper Rivets 1-1/4" long. \$10.00 a pound. Contact Barry Tobias (713) 729-2199

FOR SALE: 1/2" o.d. Copper Tubing, 3/8" i.d. Type L. \$1.15 per foot. Contact Barry Tobias (713) 729-2199

FOR SALE: 45% Silver Solder 1 oz. \$12.00 Contact Barry Tobias (713) 729-2199

Shay for sale – Gauge 1.

Bob Dobrowolski

Accucraft 2 cylinder Shay for sale. Asking \$1200.00 or best offer. E-mail: oscale2r@gmail.com



Texas Mexican Equipment Sale

Tomas Sandoval

Here is what I still have left of the TEXAS MEXICAN ROLLING STOCK LISTED BELOW..

- TM Gondola 78" \$1100 MCC trucks and couplers
- TM Gondola (Fred Springer estate) 78" \$1500 (only one graphic is clear coated)
- TM Tank Car 73" \$1350 MCC trucks and couplers
- New Southern Pacific RR BulkHead Flat Car 83" \$1850 with TOM BEE trucks and couplers

I can be reached by email tomas_sandoval@hotmail.com
or by Phone (e-mail me or message me to get my phone number).
If I do not answer, please leave me a message and I will call you back.
Thanks for your time and consideration,
Tomas Sandoval IV

