



March 2017, Houston Area Live Steamers, Volume 2017 Issue 03, Rick White, Editor

| Table of Contents | |
|--------------------------|---|
| Page | Description |
| 2 | Presidential Siding – Bill Smith |
| 3 | 2017 HALS Events |
| 4 | Facebook |
| 5 | Titan Trains – JB Cason |
| 8 | Switch Ties – Rick White |
| 9 | Sinclair Tank Car – Gary Brothers |
| 10 | A Day at HALS – Spence Gaskin |
| 12 | Engineer's car for 5321 – Gary Brothers |
| 14 | Two work flat cars – Bill Howe |
| 17 | SW-1500 overhaul – Gary Brothers |

| | |
|-----------|---|
| 17 | Public Run Day – Doug Blodgett |
| 19 | Public Run Day – Gary Brothers |
| 20 | Public Run Day – Spence Gaskin |
| 23 | New car barn rack supports – Rick White |
| 24 | OPS Day – Greg Moore, Spence Gaskin, and Rick White |
| 28 | Amazon Smile / Kroger Community Awards |
| 29 | HALS Board of Directors 2017 |
| 29 | Editor's Comments |
| 30 | For Sale |

The Presidential Siding

March 2017

Hello all,

Well, the first Public Run Day has already come and gone. It was an amazing day, starting with heavy fog and then clearing into a partly cloudy / sunny day. The crowd was incredible. At one point, the line was through the Concession Area and down the sidewalk to the west end of the Engine Barn.

If you wonder how it turned out, this tied for the 5th highest number of rides given based on information from 2010 through March 2017:

| Rides Given | Month & Year |
|-------------|---------------|
| 1,756 | November 2013 |
| 1,633 | October 2013 |
| 1,597 | November 2012 |
| 1,594 | November 2010 |
| 1,588 | March 2017 |
| 1,588 | April 2013 |

A job well done by all. Thank You!!!

The newly painted PA-1 made its appearance for the first time and really looks good. Unfortunately, the derailing issue seems to have returned causing some grief.

Gary Brothers debuted the new two seat Engineer Car for Engine 5321 that he built. Thanks to Gary and to JB Cason who donated to the effort.

I would also like to see more of you out for Run Day. Our crowds are excellent, and they seem to really enjoy coming out and "Sharing our trains with them". The kids seem to really enjoy the rides. If you don't want to be

an Engineer or Conductor, come out, get your engine out, pull some freight cars, etc. The more trains out running the better.

Speaking of different trains, if you haven't seen the Gauge One steam engines in person over on the raised track, you need to go over and see what all the excitement is about. The kids love them and the adults are amazed. There are several of us, (including me) that started at HALS on the Gauge One track. We seem to have a bit of dip in Gauge One attendance lately but the crowds are still there.

We have our first "Fun Run Day" scheduled on 08 April. Be sure to put it on your Calendar, come out to Zube, run some trains and have some fun..

On the County front, they pro-actively changed the sinks and faucets in both restrooms. The new ones stay on longer and are proving to be a big hit.

The County met their commitments and had the power on in time for the Chili Fest, changed the streetlights out to LEDs. Really looks nice.

Hope to see you on the rails!

Bill Smith

President, Houston Area Live Steamers, Inc.
Home of the Cypress Creek & Southern Railroad

HALS Events 2017

All events at Zube Park

January 7: Work Day and General Membership Meeting at 1 PM
 January 21: Work Day
 January 23: Board Meeting 7PM
 January 28: OPS Day

February 4: Work Day and General Membership Meeting at 1 PM
 February 18: HALS at Greater Houston Train Show
 February 20: Board Meeting at 7 PM
 February 23-25: Chugga Chugga Chili Fest (Bob Barnett)

March 4: Work Day and General Membership Meeting at 1 PM
 March 11: Work Day, prepare for public run day.
 March 18: Public Run Day 9 AM to 2 PM
 March 25: OPS Day
 March 27: Board Meeting at 7 PM

April 1: Work Day and General Membership Meeting at 1 PM
 April 8: Fun Run Day
 April 15: Public Run Day 9 AM to 2 PM
 April 24: Board Meeting at 7 PM

May 6: Work Day and General Membership Meeting at 1 PM
 May 20: Public Run Day 9 AM to 1 PM
 May 22: Board Meeting at 7 PM
 May 24-28: Memorial Day Weekend Meet (Gary Brothers)

June 3: Work Day and General Membership Meeting at 1 PM
 June 10: Fun Run Day
 June 17: Public Run Day 9 AM to 1 PM
 June 26: Board Meeting at 7 PM

July 8: Work Day and General Membership Meeting at 1 PM
 July 15: Public Run Day 9 AM to 1 PM
 July 24: Board Meeting at 7 PM

August 5: Work Day and General Membership Meeting at 1 PM
 August 19: Public Run Day 9 AM to 1 PM
 August 28: Board Meeting at 7 PM

September 9: Work Day and General Membership Meeting at 1 PM
 September 16: Public Run Day 9 to 1
 September 25: Board Meeting at 7 PM
 September 30: OPS Day

October 7: Work Day and General Membership Meeting at 1 PM
 October 14: Fun Run Day
 October 21: Public Run Day 9 to 2
 October 23: Board Meeting at 7 PM
 October 28: OPS Day

November 4: Work Day and General Membership Meeting at 1 PM
 November 9 – 12: SWLS Meet and HALS Anniversary Meet
 November 18: Public Run Day 9 to 2 with Toys for Tots.
 November 27: Board Meeting at 7 PM at Zube Park

December 2: Work Day and General Membership Meeting at 1 PM
 December 11: Board Meeting at 7 PM at Zube Park

February 17, 2018, Greater Houston Train Show
 February 22-24, 2018: Chugga Chugga Chili Fest

Public Facebook pages

<https://www.facebook.com/HALS.ORG>

No Login required

Greg Moore is in charge of this Facebook page.

E-mail is bubbadawg@gmail.com

Facebook Group

<https://www.facebook.com/groups/1424915724430631>

Facebook login required

This is where you can post your photos.

Tomas Sandoval is in charge of this group.

E-mail is tomas_sandoval@hotmail.com

Titan Trains and Trailer Tires by JB Cason



After about 30 hrs. and **three** blowouts I'm here in Virginia. I will be going to Titan Trains Monday morning to start the process of tuning up my locos and getting the new one. There is a lot of work to be done.

The old tires were four year old Chinese made ST tires. I should have changed them before I left.


Recommends: Goodyear G 614 is my preference. 14 ply tires. They are all steel, US made tire. They are expensive but they don't blow out. I had lots of trouble with on my fifth wheel running ST tires. When I put the Goodyear on it stopped my problems. Any of the ST tires, you're going to have trouble.



At Titan Trains waiting for them to open. 7 AM on Feb. 27th.



The Titan Jr is getting looked at.



Titan Jr work.



Making JB feel welcomed.



All three locos together for the first time.



Above: The new heat shield will help keep exhaust heat away from fuel. Cab windows opened more.

Left: Loaded up heading home. March 2.



Titan Jr. finished. Larger windows.

Rick White
Switch Ties
March 1, 2017



9 each for 21" to 29" and more than that for 16" to 20".



This is all HALS treated lumber for making ties. The HALS tractor "Walt" cannot lift a bundle so I loaded it here where it is under cover, but not inside.



Close up of where the lumber has been removed. Ties for the grade crossing were taken from here, also.

Bill Howe will be making 3 switches for a place not on the mainline, so wood ties. I cut the ties today. They will be unloaded March 4th at the HALS work day. Bill plans to start building the switches next week. HALS owns the treated lumber shown here. The ties are 16 to 29 inches long. Our track panels use 15" ties and we have lots of those. The treated lumber ties used for the February 11th grade crossing installation came from this stack of lumber.

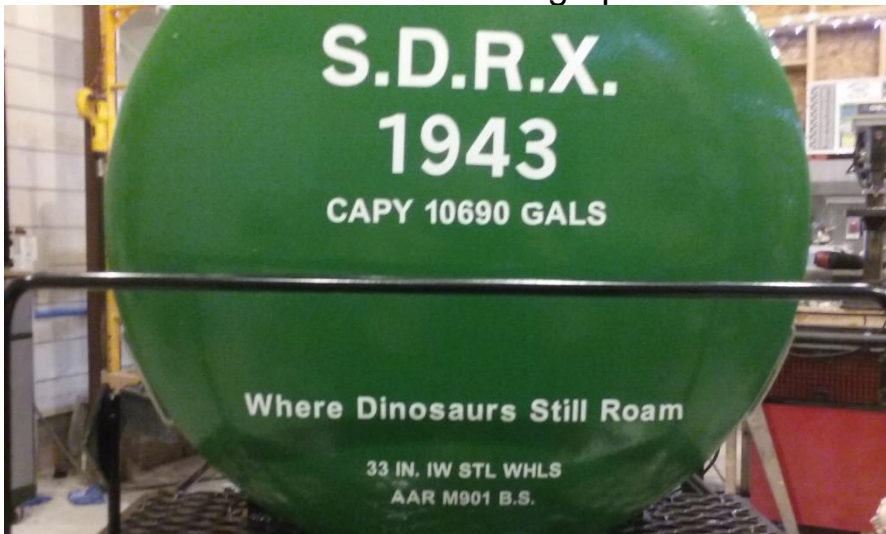
Gary Brothers Sinclair Tank Car



March 8 with the Connie Miracle graphics.



March 8 with the Connie Miracle graphics.



March 8 with Connie Miracle graphics.

Spence Gasin A Day at HALS, March 11.



The new engineer's car for HALS 5321



Gary Brothers showing off the engineer's car he just finished.



The just finished tank car that Gary Brothers finished and he and Ed Rains started.



Four parking lot car stops that were delivered by Rich Businger, who did not unload them as he is on R&R.

Gary Brothers Flat Car for HALS 5321



The flat car as we left it in February.



Painted to match the D&RG loco. February 28th. Stake pockets are painted black.



Start of wood deck over wood sub-floor. March 2




The wood boxes supporting the seats, before painting. March 2



The wood boxes supporting the seats after painting, with hold down and alignments on side of the boxes. Seat boxes open. March 8



Seats ready for riders. Front seat swivels, back seat fixed position. March 8



The left and right side are for alignment. Center is the tie down to keep the seat in place. March 8.



Above: March 18th and the new engineer's car is in use on public run day.

Right: The new engineer's car has safety stripes on the rear. Gary Brothers showing off his creation. Gerald Lee photo.



Bill Howe with photos by Rick White

Two work flat cars

To carry track tools and tool boxes, Bill Howe is building two flat cars. Length 4 feet. Width 15 inches. Steel frames were made like the flat car Gary Brothers made, see above. Then extra strapping was added to support the Hardi Board concrete boards that make up the floor. The sides are $\frac{3}{4}$ inch thick boards capped with 1" channel to protect the wood. Bill is in the painting stage on one and in the capping the sides of the other at the end of March. Rick White's grandson Joseph did the welding on March 13th and 15th. The finish will be in the next issue of Stack Talk.



Left: Cut, fit, clamp in place, then weld. Joseph making sure these set up is ready for welding.

Below: The truck mounting area. Top weld made, ground down, then welded and ground again. When both were done, sanded down smooth.



Clamps all over, then weld. The clamp shown holds the 1 x 2 tubing to a strap that supports the Hardi Board decking. Looking at the bottom.



Frame welded up, trucks on for tests. Lattice work makes the frame strong and supports the decking.



Bill Howe checking out his flat car.



The truck can swivel enough for 10 foot radius track.



Cast iron Tom Bee couplers from long ago.



Bill Howe with the second flat car of the week. Decking just sitting there. Welder showing in photo.



Two flat cars made this week, loaded up and headed for Bill Howe's home where he will clean up the steel and paint it. Then add the side boards. March 15.



The two flats return to Rick's farm as gondolas with high sides for loose tools and low sides for tool boxes. March 27.



The metal frame looks so much nicer with paint. The sides look great.



Low side and high side gondolas, not flats anymore.



Welder Joseph.



Bill Howe, flat car designer, gondola builder.

Gary Brothers

ATSF 5159 re-build

Gary Brothers got tired of the old age problems with his Rail Systems SW-1500. He moved the battery to the engineer's car to get more room in the loco and to keep the loco from heating up the battery, shortening its life. He re-wired the loco to prevent old wiring from shorting out and causing issues. He removed the gasoline engine and is installing a new one, which will be shown in the next issue of Stack Talk.



The old gasoline motor has been removed.



The battery has been moved to the engineer's car.



The new battery wires are ready for a connector.



New wires everywhere. Wires, wires, and more wires. And this is not an electric.

Doug Blodgett

Public Run Day, March 18th

I ran the Mikado today, pulling a freight train and did manage to get a couple of photos. We had a huge crowd today for opening day as you can see in the photos of the station. The lines filled the concession area and overflowed into the sidewalk alongside the building. The PA (SP 202) was out with its new paint job and looked very sharp. Unfortunately, a couple of mechanical problems finally sidelined it for a while, but it was back out after lunch.

One of the photos in front of the station shows JB's engine and mine, he waiting for passengers and me just resting.

I was quite flattered as I passed by the Gauge 1 track by the number of people photographing my engine. I think one guy in a red shirt videoed me on every run through there.



The crowds build up



The lines extended out of the station.



My Mikado on the left and JB Cason waiting to load on the right.



JB Cason's train with trainmaster Bob Barnett in the red cap.



SP 202 with its new paint.



A better photo of SP 202 with engineer Randy Neville.

Gary Brothers SP 202 and HALS 5321 on public run day

Gary is VP of motive power, and that shows in the photos he takes on public run day.



HALS 5321's new engineer's car.
Thank you Gary Brothers and JB Cason, who
donated parts and building skills to HALS.



JB Cason with 12 axels powered.

Spence Gaskin Public Run Day, March 18th



Cody Crawford, Doug Blodgett (engineer), and Pete Greene



JB Cason



Engineers Doug Blodgett and JB Cason with conductor Bill Smith



Andy Isles



JB Cason



Gerald Lee (engineer) and Bob Dobrowolski (conductor)



Gauge 1 steam loco



The public watching the Gauge 1 steamers in action.



JB Cason (engineer) and Bill Smith (conductor) roll by Randy Neville and Gary Brothers who have SP 202 back running.



Andy Isles



David James (engineer) and Dennis Cranston (conductor) on the near train waiting to load.



UP 9449 and SP 202



Randy Neville with SP 202



Above: JB Cason pulling 6 cars
Right: A new engineer's first run with the public — with Bob Dobrowolski and David James.



Bob Dobrowolski



Randy Neville with SP 202 and conductor Connor Witkowski.



Case Alexander



It's back after a major overhaul: AU 72 and George Leventon and Barry Tobias

Rick White

New car barn rack supports

The racks for tracks in the new car barn have been drawn up by Dennis Cranston and are being built by Rick White with the help of Bill Howe. First step was to build one support for the racks to be sure others understood what was going on. Then build three more for the first rack of two tracks wide by three high. This will go on the south side of the new car barn. Rick cut the pieces the week of March 13. Bill Howe and Rick White welded up the first support March 20th. The alignment and clamping requires four hands, two hands just cannot hold the alignment tools while applying clamps. On Monday the 27th, Rick took the first support to HALS for Dennis Cranston, Bill Smith, and JB Cason to see while in the new car barn. It was there that the need for a very specific ground height was evident. Without that, we do not get the maximum use from the racks, height wise. We even drew this key dimension out on the white board in the shop.



OPS Day with photos from Greg Moore, Spence Gaskin, and Rick White March 25

March 25th was the second of four Operations Days for 2017. The first was January 28th. The next two are September 30th and October 28th. Greg Moore, Spence Gaskin, and Rick White all took photos and they tell part of the story of what happened at OPS Day. There were three freight crews. Bob Barnett used his TP 502. Greg Moore used his SW 1000. Rick White used JB Cason's ATSF 1963 in the morning and switched to HALS 5321 in the afternoon. Each train had four person crews in the morning, but only three in the afternoon because a number of members and guests left. Two passenger trains were run in the morning and only one in the afternoon as one engineer left. You are not committing to run a whole day when you come out for OPS Day. And, we had a wildcard train, Doug Blodgett and his Mikado. With the good use of his radio, he rounded the track in good time without conflict with the passenger trains or freight trains.



Greg Moore's grandson Daniel helping Bob Barnett get tank cars out for OPS day. Greg Moore.



Daniel bringing a load of cars back to the yard. Greg Moore



A Killdeer built a nest in the classification yard and kept close watch as the trains passed by. Greg Moore



Killdeer eggs, Greg Moore



Bill & Claudia Smith with Passenger Train #4 in the morning. Spence Gaskin



Greg Moore with his grandson Daniel headed into the siding at Lakeside to conduct switching. Spence Gaskin




Thumbs up E.Z. Goin and Bob Barnett at Caliente. Spence Gaskin



David Currey and Bob Barnett at Caliente. Spence Gaskin



Craig Brantley and Bob Barnett at Sweetwater. Spence Gaskin



3 photos by Spence Gaskin.



Doug Blodgett and Greg Moore with Greg's grandson Daniel.



Dennis Cranston, Bill Smith, and Gerald Lee. Spence Gaskin



Bob Barnett in the morning with his crew of Craig Brantley, David Currey, and E.Z. Goin. Greg Moore and his grandson Daniel on the right. Spence Gaskin.



Greg Moore and his grandson Daniel. Last of the Spence Gaskin photos. All the rest of the photos from Rick White.



Craig Brantley and Bob Barnett on Dead Man's Curve. Rick White



David Curry and E.Z. Goin with Bob Barnett. Rick White



Kelly Russell at Caliente. Rick White.



Kelly Russell and Bob Dobrowolski picking up more cars. Rick White



E.Z. Goin and Kelly Russell at East Sumrall Rick White





Conductor Kelly Russell in Phase III during the afternoon. Rick White



Kelly Russell, our conductor during the afternoon after we lost Bill Howe to dinner and Bob Dobrowolski to another crew. Rick White



Doug Blodgett putting away his freight cars. Rick White

Help HALS get \$\$\$ while you shop!
Amazon Smile
Kroger's Community Rewards

Amazon Smile and Kroger's Community Rewards are efforts by Amazon and Kroger to support the non-profit organizations that their customers believe in. You can help HALS by using them. Instead of going to Amazon.com, go to <https://smile.amazon.com/> to do your Amazon shopping. Pick out Houston Area Live Steamers as your choice of non-profit organizations. If you shop Kroger and have a Kroger rewards card, then go to

<https://www.kroger.com/account/enrollCommunityRewardsNow> and select Houston Area Live Steamers (oops, they wrote down streamers). **You have to renew this every year for Kroger.** This does not take anything away from you – it just gives money to HALS! These programs bring in 30 dollars a month with only three members in each right now. This does not cost you more, but does contribute to HALS

Coming in the April Stack Talk

Work Day for April

Second public run day of the year.

Gary Brothers finishes his SW 1500 overhaul.

Bill Howe finishes his gondolas.

Your Project

2017 HALS Board of Directors

| | |
|--|--|
| President | Bill Smith |
| V.P. Operations | Bob Barnett |
| V.P. Facilities | Spence Gaskin |
| V.P. Track & Right of Way | Peder Serkland |
| V.P. Motive Power & Equipment | Gary Brothers |
| Secretary | Rick White |
| Treasurer | Dennis Cranston |
| Former President | Pete Greene |
| V.P. Communications | Open – main duty is writing Stack Talk and taking photos for it. |
| V.P. Manpower | Rich Businger |
| Senior Director | Connor Witkowski |
| Junior Director | JB Cason |

(NOTE: Pete Greene is continuing as the "Former President" since Bob Barnett is still on the Board.)

Editor's Comments

Rick White, Stack Talk Editor

Spring is here and the train meets throughout Texas have started. For the SWLS meets see <http://www.swlsonline.org/> and join this organization to attend their meets. Many different styles of track, all interesting. Many different live steamers, always fun to run trains with the SWLS members.

I can be reached and submissions may be made at the following e-mail address: Rick.White.Jr@gmail.com

HALS Mailing Address

Houston Area Live Steamers, Inc.
P.O. Box 215
Hockley, Texas 77447-0215

HALS Physical Address

Houston Area Live Steamers, Inc.
17802 Roberts Rd.
Hockley, Texas 77447-0215

To reach **all HALS members** send email to roundhouse@hals.org and roundhouse1@hals.org

To access the **HALS Public Facebook** page use the following link:

<https://www.facebook.com/HALS.ORG>

Greg Moore is in charge of this Facebook page(s). E-mail is bubbadawg@gmail.com

NOTE: No Login required

To access the **HALS Internal Facebook** page use the following link:

<https://www.facebook.com/groups/1424915724430631>

NOTE: Facebook login required



Things for Sale

FOR SALE: Screws, #8, 1-1/4" long. 5,000 for \$25.00. **Contact Barry Tobias (713) 729-2199**

FOR SALE: 3/16" Copper Rivets 1-1/4" long. \$10.00 a pound. **Contact Barry Tobias (713) 729-2199**

FOR SALE: 1/2" o.d. Copper Tubing, 3/8" i.d. Type L. \$1.15 per foot.

Contact Barry Tobias (713) 729-2199

FOR SALE: 45% Silver Solder 1 oz. \$12.00 **Contact Barry Tobias (713) 729-2199**